

Human LIGHT/TNFSF14 Trimer Protein

Cat. No. LGT-HM132

Description

Source	Recombinant Human LIGHT/TNFSF14 Trimer Protein is expressed from HEK293 with His tag and Flag tag at the N-Terminus. It contains Ser89-Val240 Trimer.
Accession	O43557-1
Molecular Weight	The protein has a predicted MW of 52.4 kDa. Due to glycosylation, the protein migrates to 53-140 kDa under Non reducing (N) condition based on Bis-Tris PAGE result.
Endotoxin	Less than 1 EU per µg by the LAL method.
Purity	>90% as determined by Bis-Tris PAGE >95% as determined by HPLC

Formulation and Storage

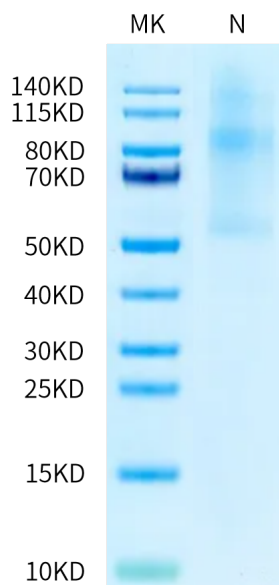
Formulation	Lyophilized from 0.22 µm filtered solution in PBS (pH 7.4). Normally 8% trehalose is added as protectant before lyophilization.
Reconstitution	Centrifuge the tube before opening. Reconstituting to a concentration more than 100 µg/ml is recommended. Dissolve the lyophilized protein in distilled water.
Storage	-20 to -80°C for 12 months as supplied from date of receipt. -80°C for 3 months after reconstitution. Recommend to aliquot the protein into smaller quantities for optimal storage. Please minimize freeze-thaw cycles.

Background

LIGHT, also known as tumor necrosis factor superfamily member 14 (TNFSF14), is a secreted protein of the TNF superfamily. It is recognized by herpesvirus entry mediator (HVEM), as well as decoy receptor 3. This protein has been shown to stimulate the proliferation of T cells, and trigger apoptosis of various tumor cells.

Assay Data

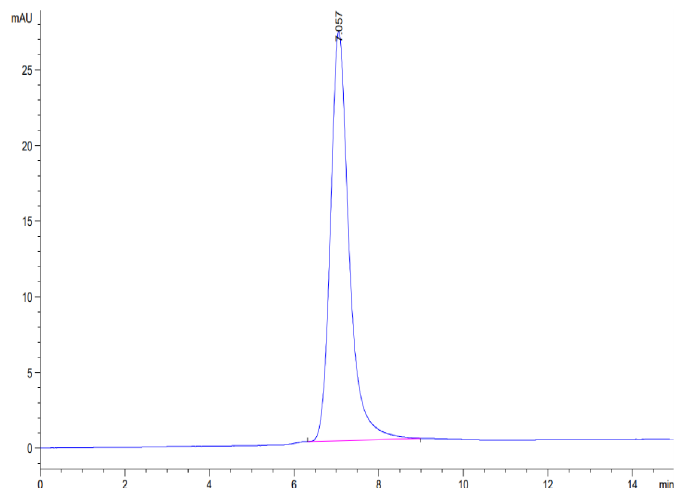
Bis-Tris PAGE



Human LIGHT Trimer on Bis-Tris PAGE under Non reducing (N) condition. The purity is greater than 90%.

SEC-HPLC

Assay Data

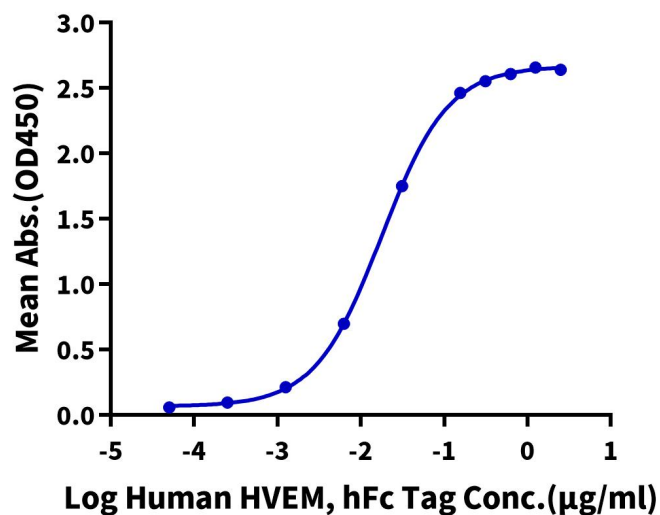


The purity of Human LIGHT Trimer is greater than 95% as determined by SEC-HPLC.

ELISA Data

Human LIGHT Trimer, His Tag ELISA

0.5µg Human LIGHT Trimer, His Tag Per Well



Immobilized Human LIGHT Trimer, His tag at 5µg/ml (100 µl/well) on the plate. Dose response curve for Human HVEM, hFc Tag with the EC50 of 17.7ng/ml determined by ELISA (QC Test).